

EDITORIAL OFFICE

Report

2006-2008

(Jan-June)

Targ Elgyri
Hani Benamer
Amin Bredan
Omran Bakoush

LIBYAN
JOURNAL
of MEDICINE
www.ljm.org.ly



LIST OF CONTENTS

Introduction	3
Executive summary.....	4
Submissions.....	5
Acceptance rate	7
Processing time	9
Subjects of published articles	11
The review process	12
Web site Traffic.....	13
Citation.....	13
Acknowledgements	14
References	14



INTRODUCTION

The Libyan Journal of Medicine (LJM) is a peer-reviewed open-access multidisciplinary medical journal, published quarterly and targeting both academic and clinical researchers. Its main goal is to spread medical knowledge to all for free, as well as to increase the contribution of Arab, African and other developing countries to the world's medical literature.

The seed for the LJM was sown in December 2005 when a group of Libyan physicians and academics decided to establish the journal¹. The first issue was launched in June 2006. To date, nine issues of the LJM have been published. The journal is well received and is getting stronger with every issue.

The LJM has been indexed in the Directory of Open Access Journals (DOAJ)², Google Scholar³, Open J-Gate⁴, African Journals Online⁵, and World Health Organization Regional Indexes (AFRO & EMRO)^{6,7}.

The main objective of the LJM for the coming year is being indexed in PubMed Central⁸. This should be followed by getting indexed in PubMed⁹. Serious steps have already been taken to achieve these goals. This is a critical step towards recruiting a wider readership and achieving a larger number of citations for the LJM.

LJM receives no external funding and is currently supported by the goodwill of the editorial team.

The LJM is strict on its editorial independence and high standards, and of its goal of serving the international scientific community. Also, we are thrilled by the team spirit that permeates the editorial office and predict more achievements in the years to come.



EXECUTIVE SUMMARY

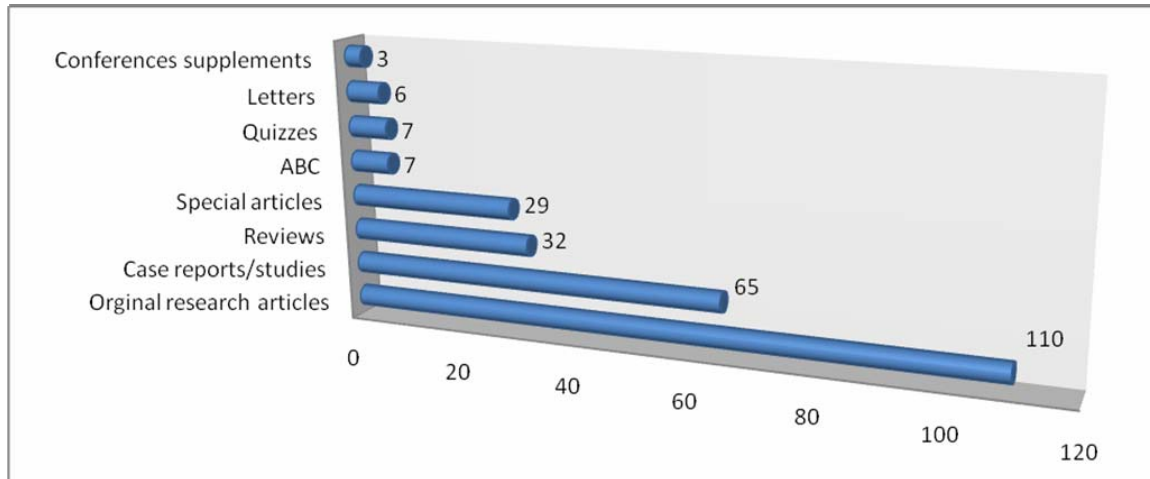
- The number of submissions has increased significantly since launching the LJM. On the basis of the current rate of submission, we predict that the number of submitted manuscripts will reach 200 in 2008, quadrupling from the year 2006.
- The LJM receives submissions from all over the world. The rate of submission from the developing world (Arab, Asian and African countries) increased from 30% in 2006 to 73% in 2007-2008, with the other 27% coming from Europe and North America.
- The acceptance rate for the LJM dropped from 69% in 2006 to 32% in 2008, with an overall rate of 53% for the entire period.
- The overall average processing time is 71 days from submission to acceptance and 34 days from acceptance to publication.
- LJM succeeded in publishing articles from a large variety of disciplines, including medical education, medical history, and dentistry. Though clinical subjects, including infectious diseases, represent more than 60% of the published articles.
- The LJM website is accessed frequently with an average of 275 visits per day. It received more than a million hits between January and August of 2008.
- Articles from the LJM have already found their way into citations by international journals. Twelve articles have been cited in other journals so far.
- The LJM applies clear, transparent and strict criteria in the review process. The reviewers are from all over the world.



SUBMISSIONS

2006-2008

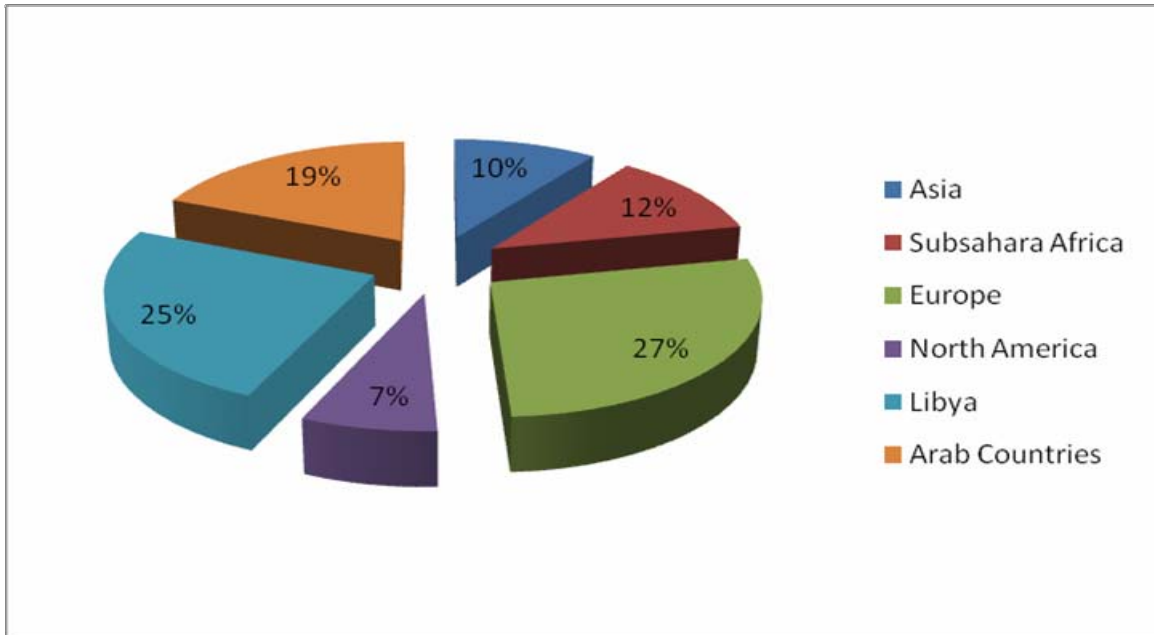
The LJM received a total of 259 submissions from the beginning of 2006 to June 2008. The submissions are distributed according to type of manuscript as shown in the following graph.



The LJM received 49 submissions in 2006, 109 submissions in 2007, and 101 submissions during the first half of 2008. Original research articles constituted 26% of submissions in 2006, the proportion increased to 37% in 2007, and increased further to 57% in 2008, which is double that in 2006. The details are shown in the following table.

Manuscript type	2006		2007		2008 (Jan-Jun)	
	n	%	n	%	n	%
Original research articles	13	(26%)	40	(37%)	57	(57%)
Case reports/studies	15	(31%)	30	(28%)	20	(20%)
Reviews	7	(14%)	14	(13%)	11	(11%)
Letters	0	(0%)	3	(3%)	3	(3%)
ABC articles	4	(8%)	2	(2%)	1	(1%)
Quizzes	0	(0%)	4	(4%)	3	(3%)
Special articles (view points/ historical articles, etc.)	10	(20%)	14	(13%)	5	(5%)
Conference supplements	0	(0%)	2	(1%)	1	(0%)
Total	49		109		101	

The LJM received submissions from various parts of the world with submissions from developed nations constituting one third of all submissions. The details are in the following graph.



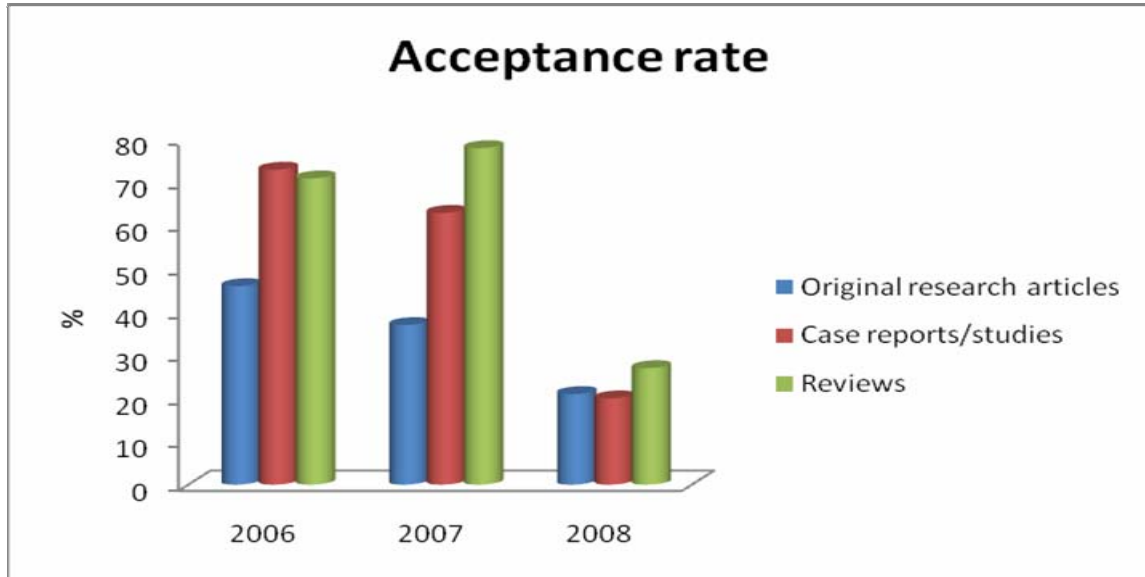
The distribution of submissions according to region and year of submission are shown in the following table.

Region/country	2006		2007		2008 (Jan-Jun)	
	n	%	n	%	n	%
Asia	0	(0%)	17	(16%)	9	(8%)
Sub-Saharan Africa	0	(0%)	0	(0%)	31	(29%)
Europe	28	(59%)	28	(26%)	16	(15%)
North America	5	(11%)	10	(9%)	4	(4%)
Libya	7	(15%)	34	(31%)	24	(22%)
Arab Countries	7	(15%)	19	(18%)	23	(18%)



ACCEPTANCE RATE

The overall acceptance rate for all types of manuscripts during 2006-2008 (January-June) is 53%. The following graph shows the acceptance rates for research articles, case reports/studies, and reviews. The tables further down give detailed statistics on all manuscript categories for each year.



2006

Manuscript type	Accepted/ submitted	Acceptance rate
Original research articles	6/13	46%
Case reports/studies	11/15	73%
Reviews	5/7	71%
ABC articles	4/4	100%
Special articles (view points/ historical articles, etc.)	8/10	80%
TOTAL	34/49	69%

2007

Manuscript type	Accepted/ submitted	Acceptance rate (%)
Original research articles	15/40	37%
Case reports/studies	19/30	63%
Reviews	11/14	78%
Letters	3/3	100%
ABC articles	2/2	100%
Quizzes	3/4	75%
Special articles (view points/ historical articles, etc.)	13/14	93%
TOTAL	66/107	62%

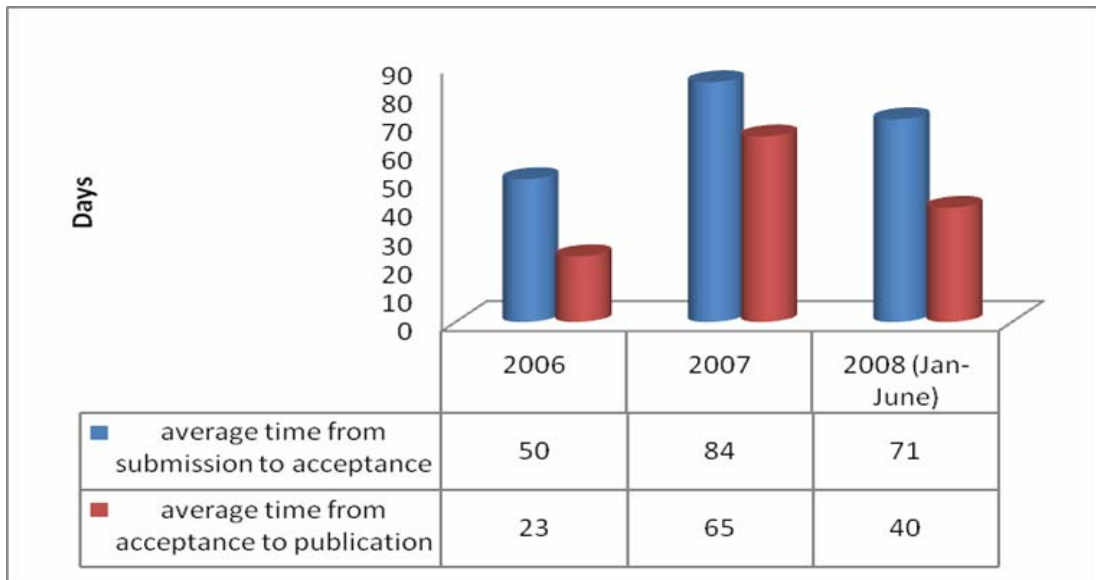
2008 (January-June)

Manuscript type	Accepted/ submitted	Acceptance rate (%)
Original research articles	12/57	21%
Case reports/studies	4/20	20%
Reviews	3/11	27%
Letters	3/3	100%
ABC articles	1/1	100%
Quizzes	1/3	33%
Special articles (view points/ historical articles, etc.)	4/5	80%
TOTAL	28/100	28%

PROCESSING TIME

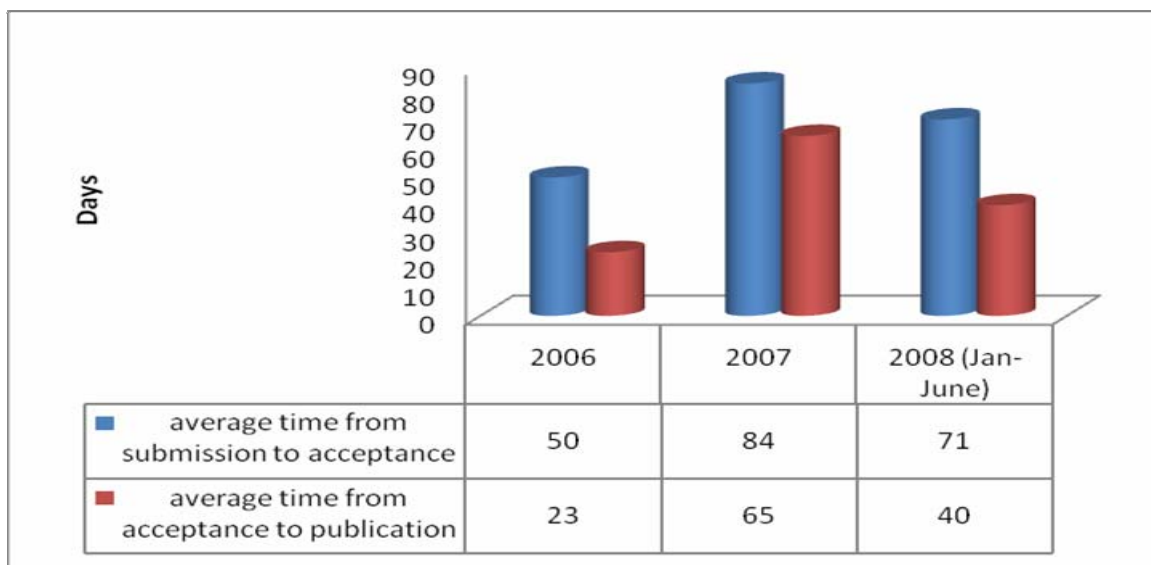
Original research articles

The average time from submission of original research articles to acceptance is 68 days, and from acceptance to publication in the website it is 43 days. The figure below shows the average time of processing according to the year of publication.



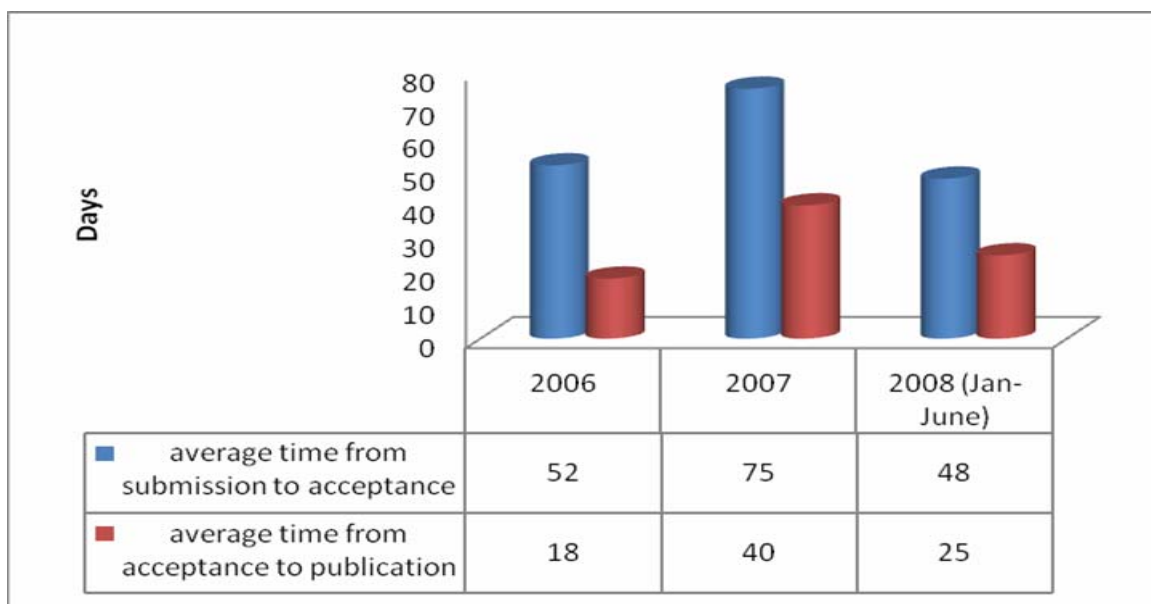
Review articles

The average time from submission to acceptance of review articles is 87 days, and from acceptance to publication in the website it is 33 days. The figure below shows the average time of processing according to the year of publication.



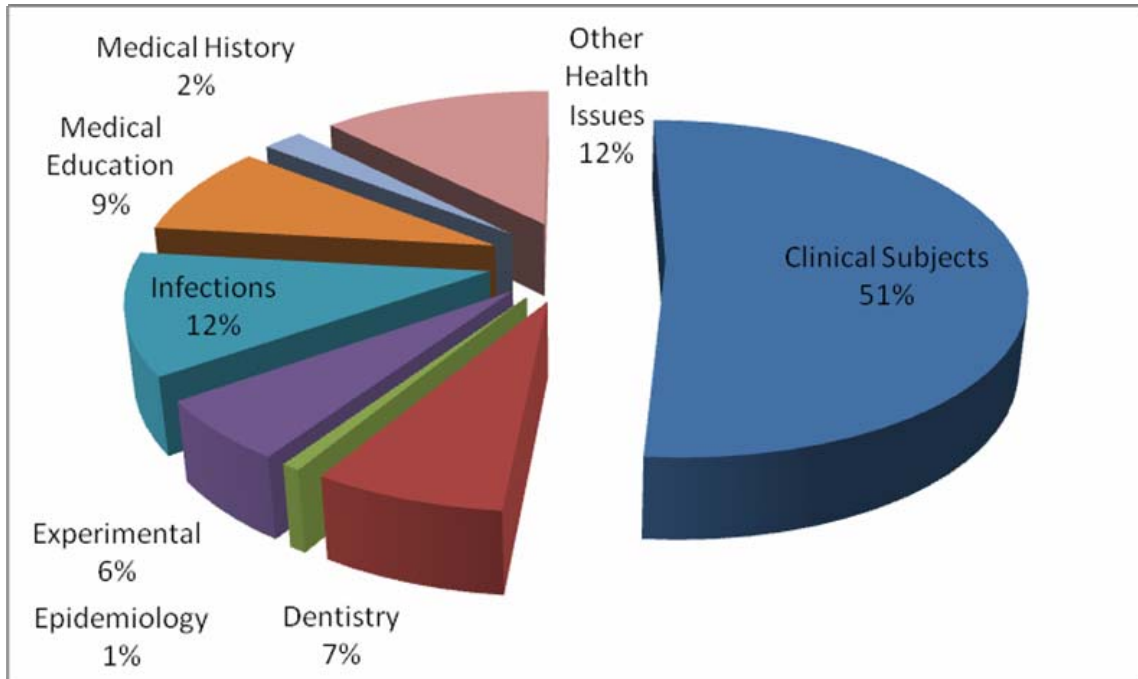
Case reports/studies

The average time from submission to acceptance of case reports/ studies is 58 days, and from acceptance to publication in the website it is 28 days. The table below shows the average time of processing, in days, according to the year of publication.



SUBJECTS OF PUBLISHED ARTICLES

Clinical subjects account for half of all published papers. Other important categories are medical education, and dentistry.



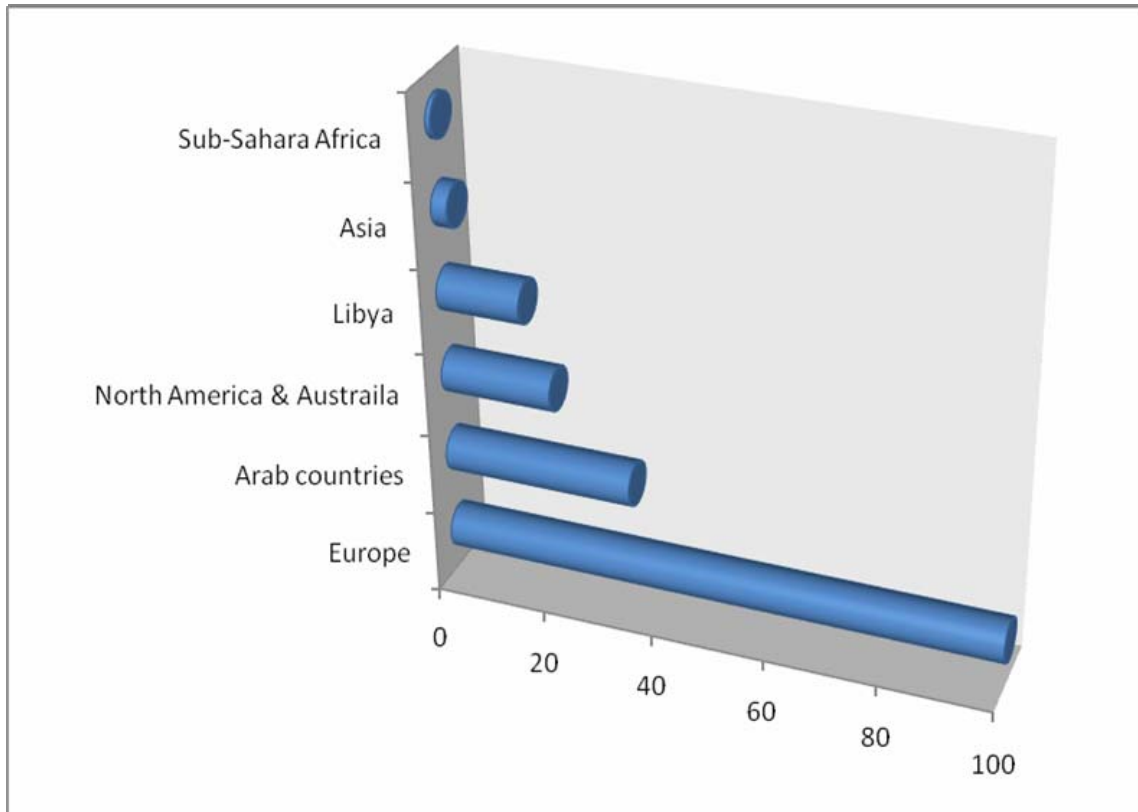
The following table gives details of the relative contribution of different specialty categories over time.

SUBJECTS	NUMBER OF MANUSCRIPTS AND PERCENT OF TOTAL		
	2006 n (%)	2007 n (%)	2008 (Jan-Jun) n (%)
Clinical	20 (59%)	35 (52%)	16 (43%)
Experimental	3 (9%)	3 (4%)	2 (6%)
Infectious	2 (6%)	11 (16%)	3 (8%)
Medical education	2 (6%)	4 (6%)	6 (16%)
Epidemiology	0 (0%)	1 (2%)	0 (0%)
Medical history	0 (0%)	1 (1%)	2 (5%)
Other health related issue	3 (9%)	9 (13%)	5 (14%)
Dentistry	4 (11%)	3 (5%)	3 (8%)
TOTAL	34	67	37

THE REVIEW PROCESS

The journal applies a very strict review process according to international standards. Such process was found to be vital in maintaining a high standard of publication.

Manuscripts are first reviewed by a member of the editorial office to ensure their relevance to the scope of the LJM (internal review process). Manuscripts are also assessed for any major faults in the methodology of research or any violation of ethical conduct. Peer reviews (external review process) are handled anonymously. Reviewers' comments are then sent to the corresponding authors for proposed modifications and the new version of the manuscript is peer-reviewed for a second time by one or two external reviewers if necessary. The journal leans on the experience of well regarded reviewers from all over the world who have published in the subject area. The LJM's database of reviewers contains 213 reviewers at the present time, most of whom are in Europe¹⁰. Distribution of these reviewers according to geographical region is shown in the following graph.



WEB SITE TRAFFIC

The LJM web site has an average of 275 daily visits and 8440 monthly visits (January to August 2008). The total number of hits for the same period was more than 1.5 million indicating a healthy number of readers¹¹.

CITATION

Articles from the LJM have been cited 77 times, 65 of which are in papers published in the LJM (84.4%) and 12 in other international journals and reports (15.6%)³.



ACKNOWLEDGEMENTS

The editorial board wishes to express sincere thanks to those who have so kindly supported the LJM by submitting articles, especially in the early issues. We would very much like you all to continue to do so for a long time to come.

No journal will succeed without the help and support of the reviewers who deserve our appreciation and sincere thanks.

Debt of gratitude is to colleagues in the editorial board who have inspired, advised, and supported the LJM over the last two and half years.

REFERENCES

- 1- The Libyan Journal of Medicine: A humble, but a vital step! Libyan J Med, AOP: 060901. <http://www.ljm.org.ly/articles/sep06/AOP060901.pdf>
- 2- DOAJ - Directory of Open Access Journals, 2008, Lund University Libraries <http://www.doaj.org/>
- 3- Google Scholar. <http://scholar.google.com/>
- 4- Open J-Gate. Informatics (India) Ltd . <http://www.openjgate.com/>
- 5- African Journals OnLine. Web: <http://www.ajol.info>.
- 6- African Index Medicus (AIM). <http://indexmedicus.afro.who.int/>
- 7- Index Medicus for the Eastern Mediterranean Region. <http://www.emro.who.int/>
- 8- PubMed Central (PMC). U.S. National Institutes of Health (NIH). <http://www.pubmedcentral.nih.gov/>
- 9- MEDLINE® (Medical Literature Analysis and Retrieval System Online). U.S. National Library of Medicine's® (NLM). <http://www.nlm.nih.gov/pubs/factsheets/medline.html>
- 10- ljm reviewer database. <http://www.ljm.org.ly/modules.php?name=Content&pa=showpage&pid=25>
- 11- The Webalizer log file analysis program. www.webalizer.org.

